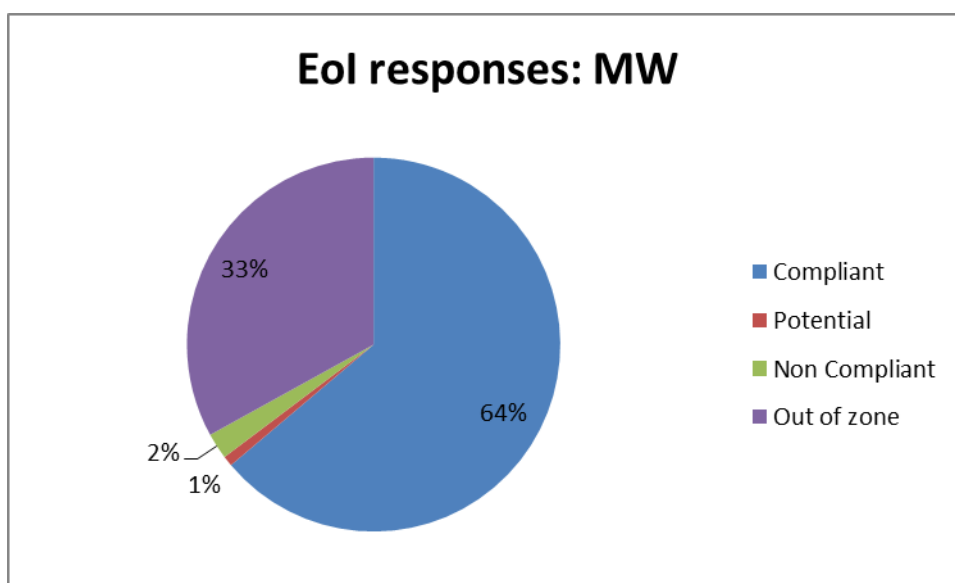
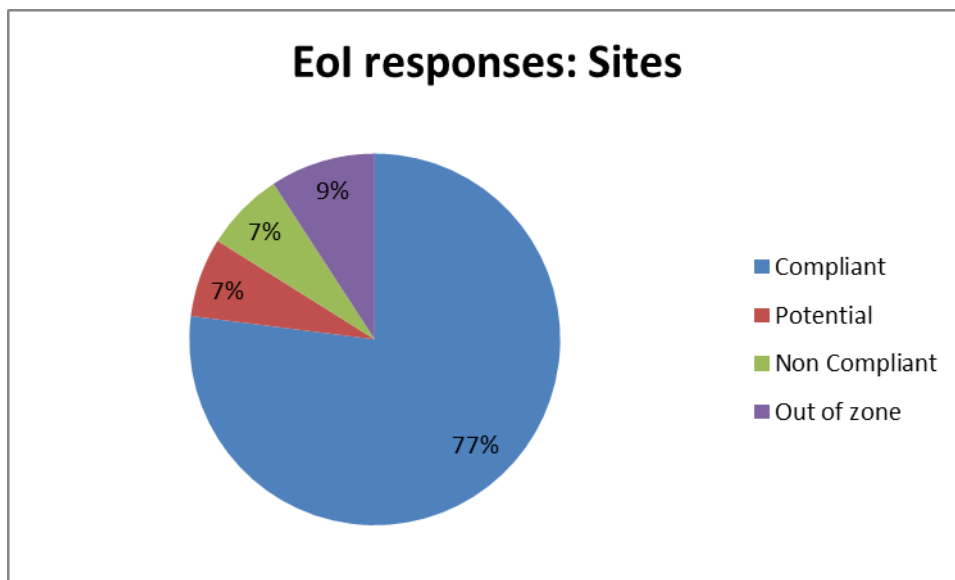


Winter 2018 and summer 2019 Expression of Interest responses

WPD launched 18 new zones on the 18 of June and asked for Expressions of Interest for service provision. The data provided was used to determine the potential flexibility within the zones and assess their high level viability. Following this assessment 16 of the zones are being taken forward.

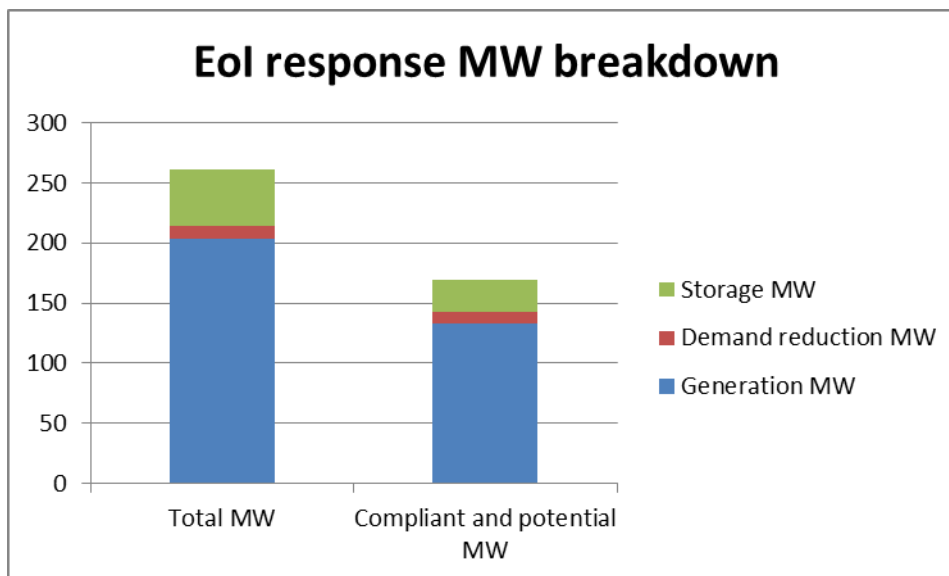
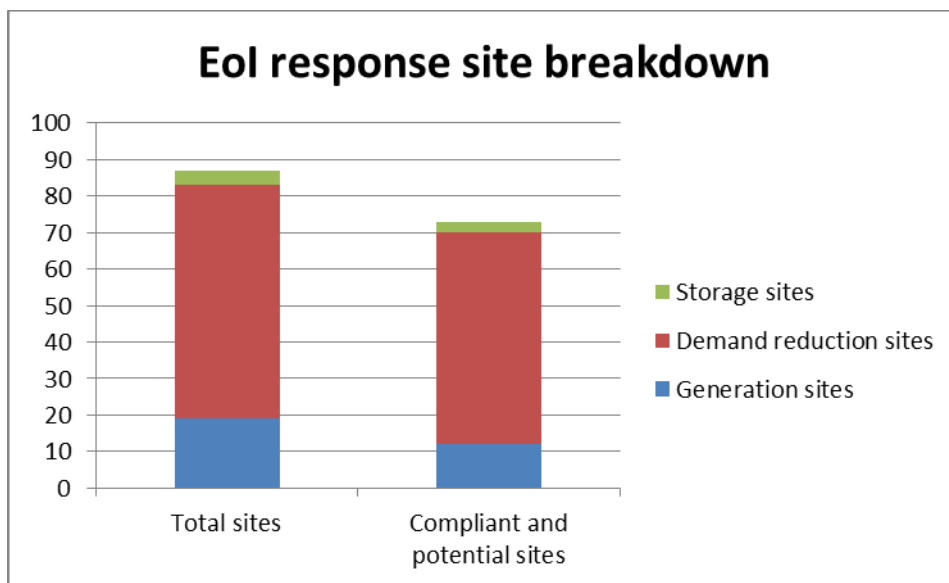
In total over 261MW of capacity responded across 87 sites. These enquiries were then classified into 4 categories: Fully compliant, Potential, Non-compliant and Out of Zone. The volumes in each category are highlighted in the table below.

	Total	Compliant	Potential	Non-Compliant	Out of zone
Sites	87	67	6	6	8
MW	261.4	166.9	2.3	5.9	86.3



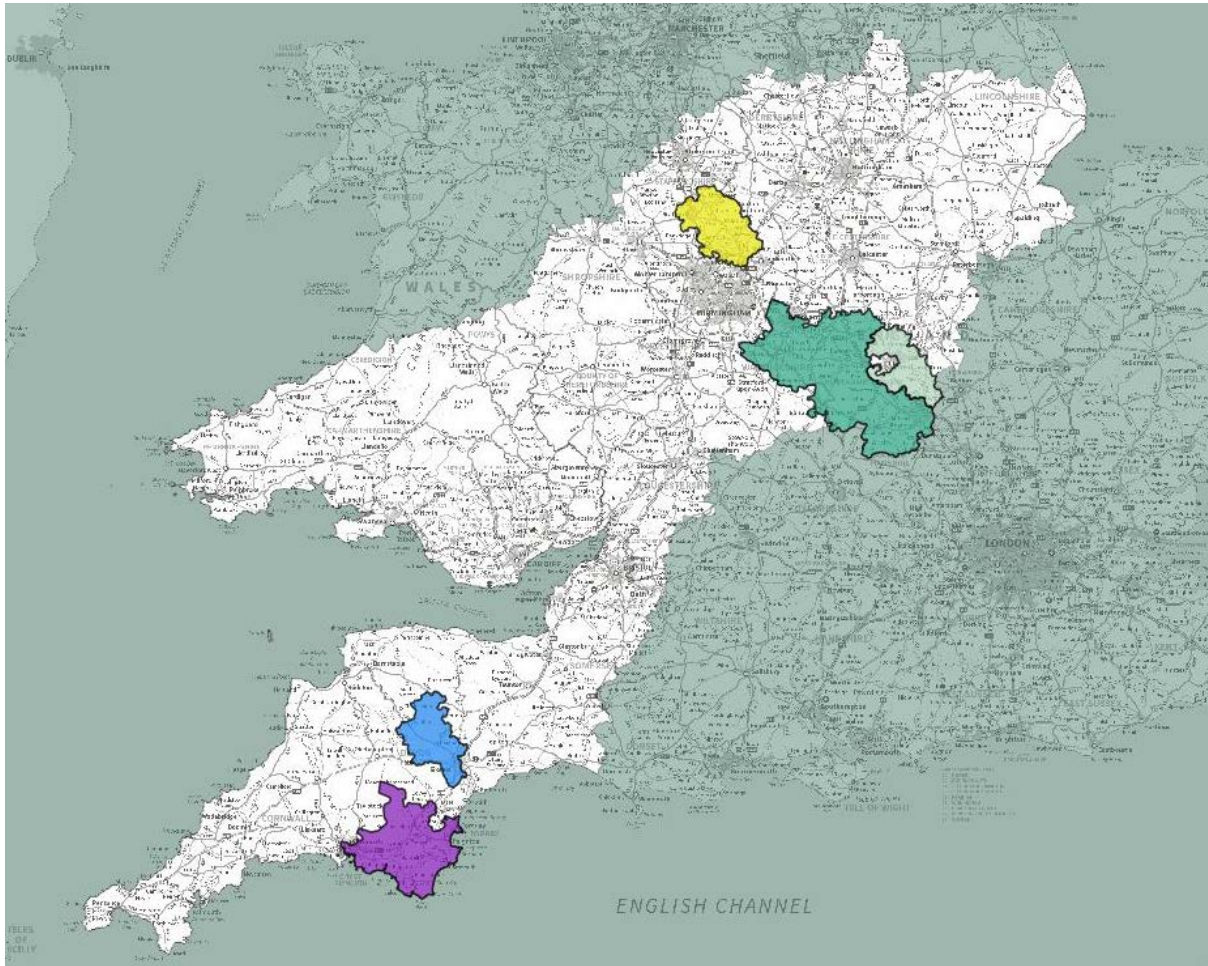
The split between Generation, Demand reduction and Storage is highlighted in the table below. Whilst most of the MWs are provided by generation, most of the sites are made up of demand reduction. This is explained by several larger generation sites.

	Total	Compliant and potential
Generation sites	19	12
Demand reduction sites	64	58
Storage sites	4	3
Generation MW	203.8	132.5
Demand reduction MW	10.7	10.3
Storage MW	46.9	26.5



The distribution of sites across the CMZs was assessed with the following zones taken forward.

For clarity the zones not taken forward are Beaumont Leys and Beaumont Leys wider area.



Colour	Name	Services	Arming Fee (£/MW/h)	Availability Fee (£/MW/h)	Utilisation Fee (£/MWh)	Restore Fee (£/MWh)
Blue	Exeter City	Dynamic & Restore	N/A	5	300	600
Purple	South Hams & Plymouth	Dynamic & Restore	N/A	5	300	600
Yellow	Rugeley	Secure & Restore	75	N/A	150	600
Light Green	Northampton	Restore	N/A	N/A	N/A	600
Dark Green	Existing Midlands Trial Area	All	N/A	N/A	N/A	N/A