



# Flexible Power

## Operational Process Guide

Version 1 Feb 2021

## Operational Process Guide

This document provides an overview of the weekly operational process utilised within Flexible Power Services.

The process is entered into once Flexibility Service Providers (FSPs) have completed the procurement process and the technical integrated. See the relevant guides for more details on these stages.

The weekly process is carried out in four distinct phases:

1. Availability Declarations
2. Acceptance
3. Operation
4. Verification & Reporting

These are summarised in the figure below.

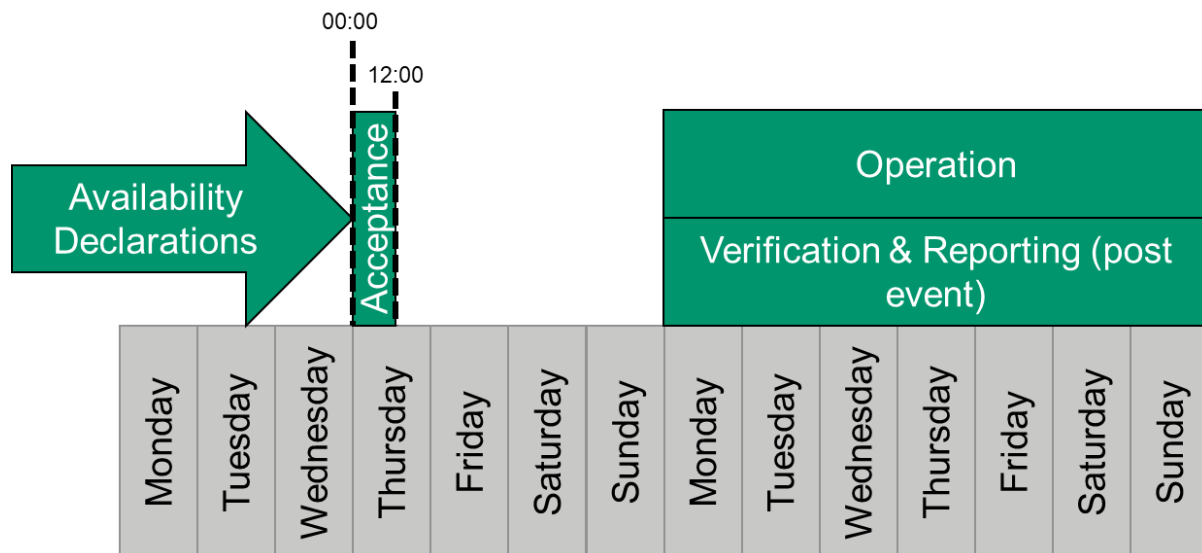
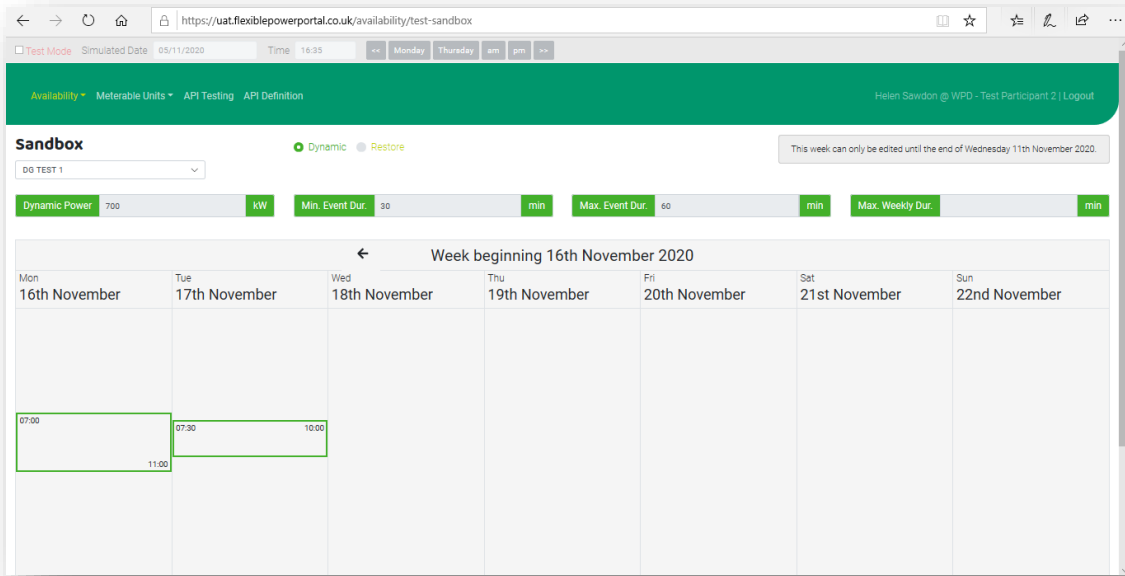


Figure 1: Weekly Operational Process

### 1. Availability Declarations

Availability Declarations are used by the provider to indicate when their assets will be available.

By midnight on Wednesday, users provide us with their availability for the following operational week (Monday to Monday) via the Flexible Power Portal. This includes providing details such as the capacity they are providing as well as key operational parameters (maximum and minimum run times).



By default the system will copy the availability declarations from the previous week.

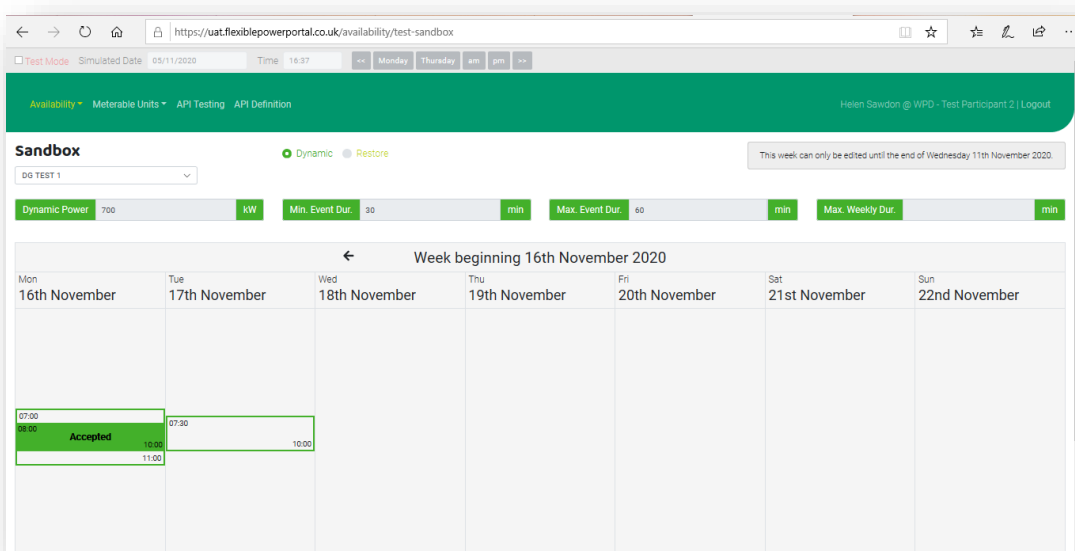
For each zone declarations are can be made for the main service (Secure/Dynamic) as well as restore.

## 2. Acceptance

On Thursday morning, before 12:00, the DNO assess the available volume and accepts the volumes required to manage the relevant constraint.

As Restore has no availability payment, all availability declarations are accepted automatically.

After 12:00 this is communicated to FSPs via the portal. (see below).



### 3. Operation

When we send Utilisation Instructions to providers depends on the service being used. These will always be within periods of accepted availability.

- For Secure, the default is that once accepted, the service will be utilised. FSPs can opt to schedule their asset operations and a formal Utilisation Instruction is sent via the API 15 minutes ahead of the requirement.
- For Dynamic, Utilisation is triggered by network conditions, after the acceptance of availability. A Utilisation Instruction is sent via the API 15 minutes ahead of the requirement.
- For Restore, Utilisation is triggered in response to network conditions. FSPs are expected to provide response as soon as possible following the Utilisation Instruction.

Utilisation Instructions are sent to FSPs via the Flexible Power API.

More details on our dispatch principles can be found in our Acceptance and Dispatch Document: <https://www.flexiblepower.co.uk/downloads/28>.

### 4. Verification and Reporting

Event performance and earnings reports are created shortly after the close of each Utilisation event. These allow FSPs to easily assess their performance. Invoices are then created on a monthly basis aggregating all the monthly events. More details about our settlement process can be found in our Billing Guide (<https://www.flexiblepower.co.uk/downloads/594>)



# Flexible Power

For more information please contact:  
[WPDFlexiblePower@westernpower.co.uk](mailto:WPDFlexiblePower@westernpower.co.uk)